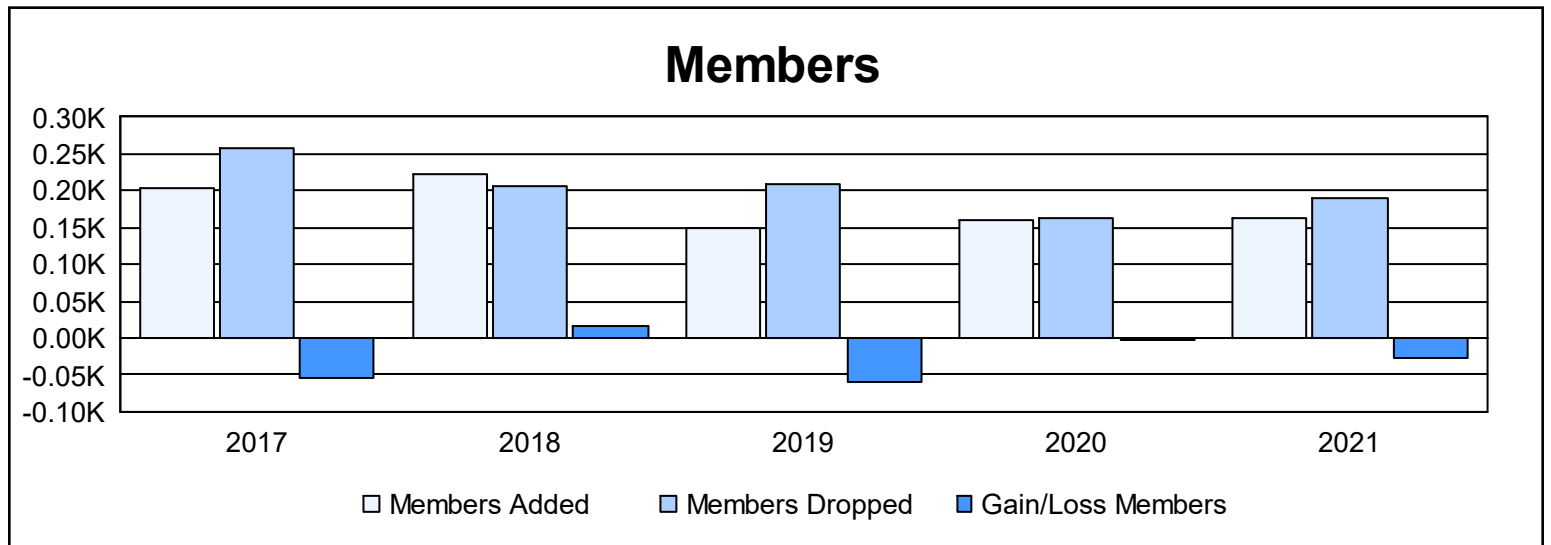

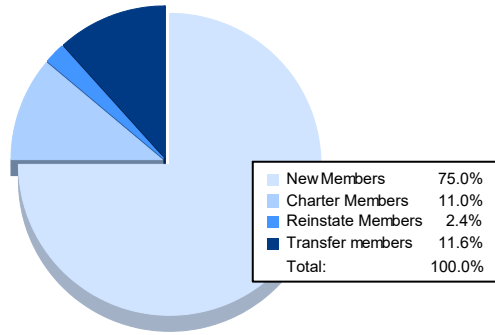


Year	New Clubs	Dropped Clubs	Gain/ Loss Clubs	New Members	Charter Members	Reinstate Members	Transfer Members	Total Member Added	Total Members Dropped	Gain/ Loss Members
2016-2017	0	1	-1	158	19	6	21	204	257	-53
2017-2018	0	0	0	198	2	4	18	222	206	16
2018-2019	0	0	0	119	5	5	21	150	210	-60
2019-2020	0	0	0	122	6	4	28	160	164	-4
2020-2021	1	0	1	123	18	4	19	164	191	-27
Average	0	0	0	144	10	5	21	180	206	-26



Membership Composition June 2021 Cumulative



Gender Composition June 2021 Cumulative

